

# Kinetico SIGNATURE SERIES™

## Model 935

### System Components

Media Vessel (Qty.) Size ..... (2) 9" x 35"  
 Media Vessel Construction ..... Wrapped Polyethylene  
 Empty Bed Volume ..... 1.1 ft<sup>3</sup>  
 Media Type ..... Non Solvent Cation Resin  
 Media Volume ..... 0.75 ft<sup>3</sup>  
 Bed Depth ..... 23"  
 Free Board ..... 12"  
 Riser Tube ..... 1" ABS  
 Distributor Upper ..... 0.014" Slots, ABS Basket  
 Lower ..... 0.014" Slots, ABS Basket  
 Under-bedding ..... None  
 Regeneration Control ..... Non-electric Use Meter  
 Regeneration Type ..... Countercurrent  
 Meter Type ..... 0.30 - 25.00 gpm Polypropylene Turbine

### Inlet Water Quality

Pressure Range ..... 15 – 125 psi Dynamic Pressure  
 Temperature Range ..... 35 – 120° F  
 pH Range ..... 5 – 10 SU  
 Free Chlorine Cl<sub>2</sub> (Max.) ..... 2.0 mg/L  
 Hardness as CaCO<sub>3</sub> (Max.) ..... 60 gpg

### Operating Specs

Flow Range (15 / 30 psig) ..... 9 – 14 gpm  
 Flow Configuration ..... Alternating  
 Dimensions (Width x Depth x Height) ..... 21" x 9" x 41"  
 Weight (Operating / Shipping) ..... 180 / 135 lbs.

### Connections

Inlet / Outlet Connections ..... Custom Adapter and Bracket  
 Drain Connection ..... 0.5" Tube  
 Brine Line Connection ..... 0.375" Tube  
 Power ..... None

### System Part Numbers

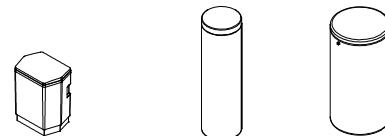
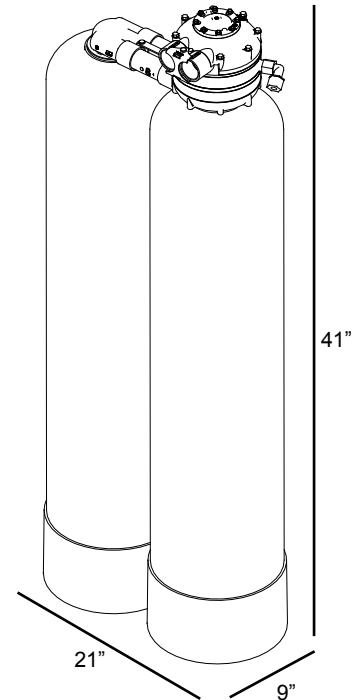
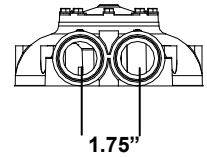
Signature 935, 18 x 35 brine drum ..... 15112  
 Signature 935, no brine drum ..... 15113  
 Signature 935, no brine drum, no resin ..... 15114

### Brine Tank Options

Tank Description	12" x 16" x 20"	12" x 40"	18" x 35"
Brine Tank Part Number	7202	1479B	15062
Tank Height	20"	40"	35"
Tank Footprint	12" x 16"	12" DIA	18" DIA
Material	HDPE	HDPE	HDPE
Salt Capacity	50 lbs.	100 lbs.	250 lbs.

### Regeneration Specifications

Regeneration Volume ..... 42 gallons  
 Regeneration Time ..... 50 minutes  
 Backwash Flow Control ..... 2.00 gpm  
 Brine Refill Flow Control ..... 0.40 gpm



Salt Setting	Capacity	Efficiency	Dosing	Meter Disc							
				1	2	3	4	5	6	7	8
3.3 lb.	13,778 grains	4,175 gr./lb.	4.4 lbs./ft <sup>3</sup>	7	15	22	28	34	40	45	50
4.4 lb.	15,957 grains	3,626 gr./lb.	5.9 lbs./ft <sup>3</sup>	9	18	26	34	41	48	54	60
Gallons Between Regeneration				1,200	600	400	300	250	200	171	150

### **Operating Profile**

Softener shall remove hardness to less than 1/2 gpg when operated in accordance with the operating instructions. The system shall include two tanks. This duplex configuration shall operate with one tank on-line during service. During regeneration cycles, one tank shall provide water to service and to the regenerating tank. A water meter shall initiate system regeneration. The water meter shall measure the processed volume and be adjustable. Service flow shall be downflow and regeneration flow shall be upflow.

### **Regeneration Control Valve**

The regeneration control valve shall be top mounted (top of media tank), and manufactured from non-corrosive materials. Control valve shall not weigh more than four pounds. Control valve shall provide service and regeneration control for two media tanks. Inlet and outlet ports shall accept a quick connect, double O-ring sealed adapter. Interconnection between tanks shall be made through the regeneration valve with a quick connect adapter. Control valve shall operate using a minimum inlet pressure of 15 psi. Pressure shall be used to drive all valve functions. No electric hook-up shall be required. Control valve shall incorporate four operational cycles including; service, brine draw, slow rinse, and a combined fast rinse and brine refill. Service cycle shall operate in a downflow direction. The brine cycle shall flow upflow, opposite the service flow, providing a countercurrent regeneration. Control valve shall contain a fixed orifice eductor nozzle and self-adjusting backwash flow control. The control valve will prevent the by-pass of hard water to service during the regeneration cycle.

### **Media Tanks**

The tanks shall be designed for a maximum working pressure of 125 psi and hydrostatically tested at 300 psi. Tanks shall be made of polyethylene and reinforced with a fiberglass wrapping. Each tank shall include a 2.5 in. threaded top opening. Each tank shall be NSF approved. Upper and lower distribution system shall be of a slot design. Distributors will provide even flow of regeneration water and the collection of processed water.

### **Conditioning Media**

Each softener shall include non solvent cation resin having a minimum exchange capacity of 30,000 grains/ft<sup>3</sup> when regenerated with 15.0 lbs/ft<sup>3</sup>. The media shall be solid, of a proper particle size and shall contain no plates, shells, agglomerates or other shapes, which might interfere with the normal function of the water softener.

### **Brine System**

A combination salt storage and brine production tank shall be manufactured of corrosion resistant, plastic. The brine tank shall have a chamber to house the brine valve assembly. The brine float assembly shall allow for adjustable salt settings and shall provide for a shutoff to the brine refill. The brine tank shall include a safety overflow connection to be plumbed to a suitable drain.