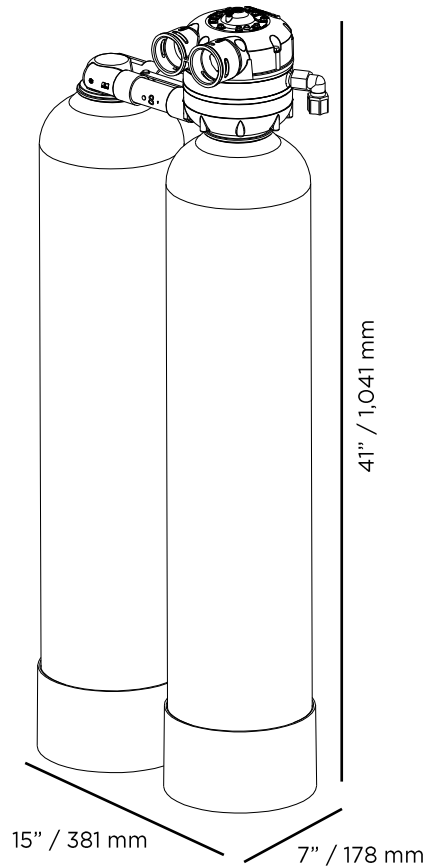
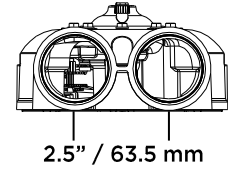


Kinetico
PREMIER
SERIES[®] XP
 WATER SOFTENERS

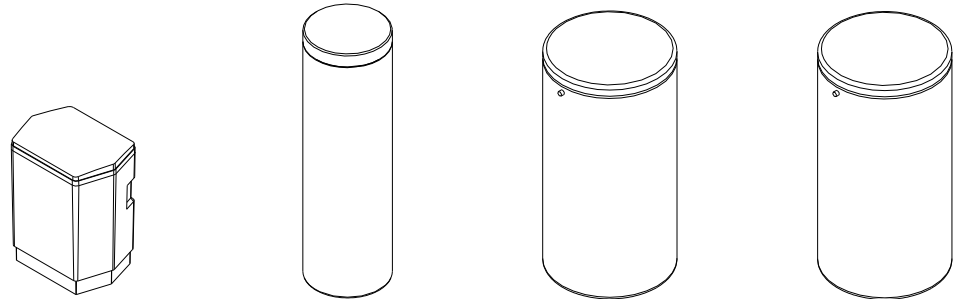
Model S150 XP

Design Specifications		
Flow Range (15/30 psig / 1-2 Δ bar)	9 - 15 gpm	34 - 57 Lpm
Flow Configuration	Alternating	
Pressure Range	25 - 125 psi Dynamic Pressure	2.0 - 8.6 bar Dynamic Pressure
Temperature Range	34 - 120 ° F	2 - 50 ° C
pH Range	5 - 10 SU	
Free Chlorine Cl ₂ (Max.)	0.0 mg/L	
Hardness as CaCO ₃ (Max.)	40 gpg	684 mg/L
System Components		
Media Vessel (Qty. 2)	7" x 35"	178 mm x 889 mm
Media Vessel Construction	Wrapped Polyethylene	
Empty Bed Volume	0.70 cubic feet	19.8 liters
Media Type	Standard Mesh Cation Resin	
Media Volume	0.47 cubic feet	13.3 liters
Total Bed Depth	23"	584 mm
Free Board	12"	305 mm
Riser Tube	1" ABS	
Upper Distributor	0.014" Slots, ABS Basket	0.36mm Slots, ABS Basket
Lower Distributor	0.014" Slots, ABS Basket	0.36mm Slots, ABS Basket
Under Bedding	None	
Regeneration Control	Non-electric Use Meter	
Regeneration Type	Countercurrent	
Metering Flow Range	0.30 - 25.0 gpm	1.1 - 94.6 Lpm
Connections		
Inlet / Outlet Connection	Custom E-clip Adapter	
Drain Connection	0.5" Tube	
Brine Line Connection	0.375" Tube	
Power	None	
System Part Numbers		
Premier S150 XP, no brine drum	16531	
Premier S150 XP, 18 x 35 brine drum	16918	
Dimensions and Weight		
Height	41 in.	1,041 mm
Width	15 in.	381 mm
Depth	7 in.	178 mm
Shipping Weight	105 lbs.	47.6 kg
Operating Weight	140 lbs.	64 kg
Regeneration Specifications		
Regeneration Volume	29 gallons	110 liters
Regeneration Time	40 minutes	
Backwash Flow Control	1.40 gpm	5.3 Lpm
Brine Refill Flow Control	0.40 gpm	1.5 Lpm



Salt Setting		Capacity		Efficiency		Dosing	
1.5 lbs.	0.68	6,728 grains	436 grams	4,485 gr./lb.	641 grams/kg	3.2 lbs./ft ³	0.05 kg/l
1.8 lbs.*	0.82 kg*	7,339 grains	476 grams	4,077 gr./lb.	582 grams/kg	3.8 lbs./ft ³	0.06 kg/l
2.4 lbs.*	1.09 kg*	8,561 grains	555 grams	3,567 gr./lb.	510 grams/kg	5.1 lbs./ft ³	0.08 kg/l
2.7 lbs.*	1.22 kg*	9,172 grains	594 grams	3,397 gr./lb.	485 grams/kg	5.7 lbs./ft ³	0.09 kg/l
3.0 lbs.	1.36 kg	9,783 grains	634 grams	3,261 gr./lb.	466 grams/kg	6.4 lbs./ft ³	0.10 kg/l

*Not a certified setting by WQA



Brine Tank Options

Tank Description	12" x 16" x 20"		12" x 40"		K Spray		18" x 35"	
Brine Tank Part Number	7202		1479B		9736A		7938A	
Tank Height	20"	51 cm	40"	102 cm	20"	51 cm	40"	102 cm
Tank Footprint	12" x 16"	30 x 41 cm	12" DIA	30 cm DIA	12" x 16"	30 x 41 cm	12" DIA	30 cm DIA
Material	HDPE		HDPE		HDPE		HDPE	
Salt Capacity	50 lbs.	23 kg	100 lbs.	45 kg	50 lbs.	23 kg	100 lbs.	45 kg

Operating Profile

Softener shall remove hardness to less than 1/2 gpg (8 mg/L) when operated in accordance with the operating instructions. The system shall include two tanks. This duplex configuration shall operate with one tank on-line during service. During regeneration cycles, one tank shall provide water to service and to the regenerating tank. A water meter shall initiate system regeneration. The water meter shall measure the processed volume and be adjustable. Service flow shall be downflow and regeneration flow shall be upflow.

Regeneration Control Valve

The regeneration control valve shall be top mounted (top of media tank) and manufactured from non-corrosive materials. Control valve shall not weigh more than four pounds. Control valve shall provide service and regeneration control for two media tanks. Inlet and outlet ports shall accept a quick connect, double O-ring sealed adapter. Interconnection between tanks shall be made through the regeneration valve with a quick connect adapter. Control valve shall operate using a minimum inlet pressure of 15 psi (1 bar). Pressure shall be used to drive all valve functions. No electric hook-up shall be required. Control valve shall incorporate four operational cycles including; service, brine draw, slow rinse, and a combined fast rinse and brine refill. Service cycle shall operate in a downflow direction. The brine cycle shall flow upflow, opposite the service flow, providing a countercurrent regeneration. Control valve shall contain a fixed orifice eductor nozzle and self-adjusting backwash flow control. The control valve will prevent the by-pass of hard water to service during the regeneration cycle.

Media Tanks

The tanks shall be designed for a maximum working pressure of 125 psi (8.6 bar) and hydrostatically tested at 300 psi (20.7 bar). Tanks shall be made of polyethylene and reinforced with a fiberglass wrapping. Each tank shall include a 2.5 in. threaded top opening. Each tank shall be NSF approved. Upper and lower distribution system shall be of a slot design. Distributors will provide even flow of regeneration water and the collection of processed water.

Conditioning Media

Each softener shall include standard mesh cation resin having a minimum exchange capacity of 30,000 grains/ft³ (68.6 g/L) of CaCO₃ when regenerated with 15.0 lbs/ft³ (0.24 kg/L) of salt. The media shall be solid, of a proper particle size and shall contain no plates, shells, agglomerates or other shapes, which might interfere with the normal function of the water softener.

Brine System

A combination salt storage and brine production tank shall be manufactured of corrosion resistant plastic. The brine tank shall have a chamber to house the brine valve assembly. The brine float assembly shall allow for adjustable salt settings and shall provide for a shutoff to the brine refill. The brine tank shall include a safety overflow connection to be plumbed to a suitable drain.